




4 LADIES CHAIN – BEHIND THE CURTAIN



ROADMAP



THE IDEA



MOTI-
VATION




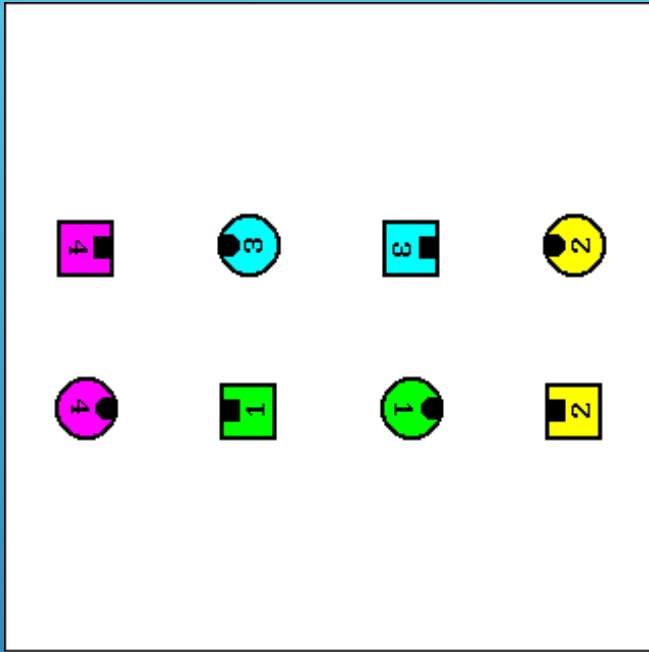
THEORY




EXAMPLES



EXERCISES



WHAT IS THE DIFFERENZ – CAN YOU DESCRIBE (IN WORDS, NOT WITH FASR)?



ZERO BOXES AND „LADIES CHAIN BOXES“

I CALL THIS „NEW“ BOX: **SPIN CHAIN THRU BOX**

Demo



What was a Modul again?

What is a Zero?

Difference between:

True Zero & Geographical Zero

BEFORE WE START 1/3

(Zero A Part 1 (Zero B) Zero A Part 2)

Example:

Swing Thru, Boys Trade II, Boys Run, Wheel and Deal

Girls Trade, Swing Thru, Boys Run, Wheel and Deal, Girls Trade

BEFORE WE START 2/3

(Zero A Part 1 („4 Ladies Chain Effekt“) Zero A Part 2)

Example:

Swing Thru, Girls Circulate II, Boys Run, Wheel and Deal

BEFORE WE START 3/3

- ▶ **Combination of the following „effects“:**
 - ▶ **4 Ladies Chain**
 - ▶ **Technical Zero's -
provoke the 4-Ladies Chain Effects**
 - ▶ **Double Pass Thru, Cloverleaf**
 - ▶ **Spin Chain Thru Box**
 - ▶ **Right and Left Grand on the 3rd Hand**
 - ▶ **Spin Chain Thru + Girls Circulate II**

THE IDEA



- ▶ Move dancers effectively...
- ▶ ... to different quadrants
- ▶ ... work with axis (e-w, n-s)
- ▶ Surprising Get-Out's on the fly
- ▶ Creative Get-In's
- ▶ R-H Ladies Singing Call
- ▶ Absolute control of the square
- ▶ Doesn't hurt if you learn this 😊



- ▶ A bit of a learning curve...
 - ▶ ...however, there is something for everyone!
- ▶ Prerequisite of...
 - ▶ Modules
 - ▶ „Marker“ Setups
- ▶ The willingness to learn something new

MOTIVATION

- ▶ **4 Ladies Chain**

- ▶ **Get-In**

- ▶ **Zero**

- ▶ **...**

- ▶ **Allemande Left**

- ▶ **Right and Left Grand on the 3rd Hand Promenade**

- ▶ **Heads Flutter Wheel**

- ▶ **Sides Flutter Wheel**

- ▶ **Get-In**

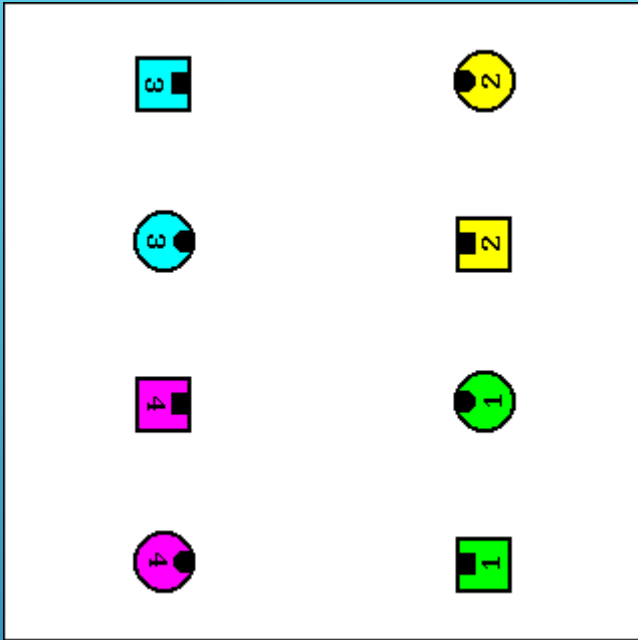
- ▶ **Zero**

- ▶ **...**

- ▶ **Allemande Left**

- ▶ **Right and Left Grand on the 3rd Hand Promenade**

THEORY – 4 LADIES CHAIN +
RIGHT AND LEFT GRAND
ON THE 3RD HAND

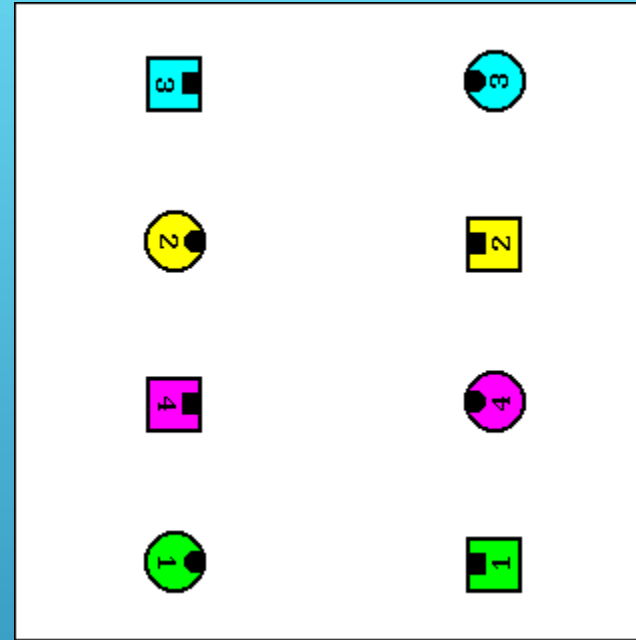


Get Out:

„Promenade Home“


Does it work after Bend the Line?

TECHNICAL ZERO –
BEND THE LINE



Get Out:

2-Ladies Chain,
„Promenade Home“



Does NOT work after
Bend the Line!

Therefore:

Bend the Line is not a
Zero, BUT a Technical
Zero

- ▶ **Bend The Line**
- ▶ **Pass Thru – Trade By**
 - ▶ **All 8 Circulate**
 - ▶ **Ping Pong Circulate (+ Extend)**
- ▶ **Split Two Around One To a Line – Star Thru – California Twirl**
- ▶ **Spin Chain the Gears**

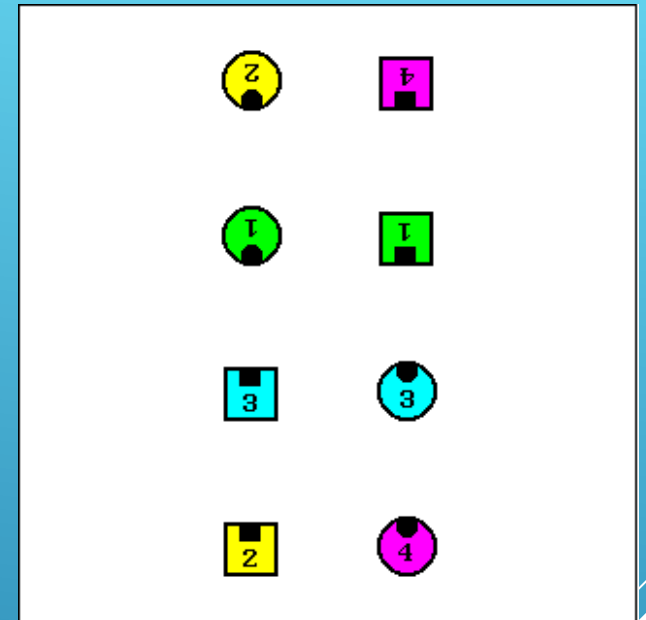

TECHNICAL ZERO – GOOD STARTING POINTS

Demo

TECHNICAL ZERO - DEMO

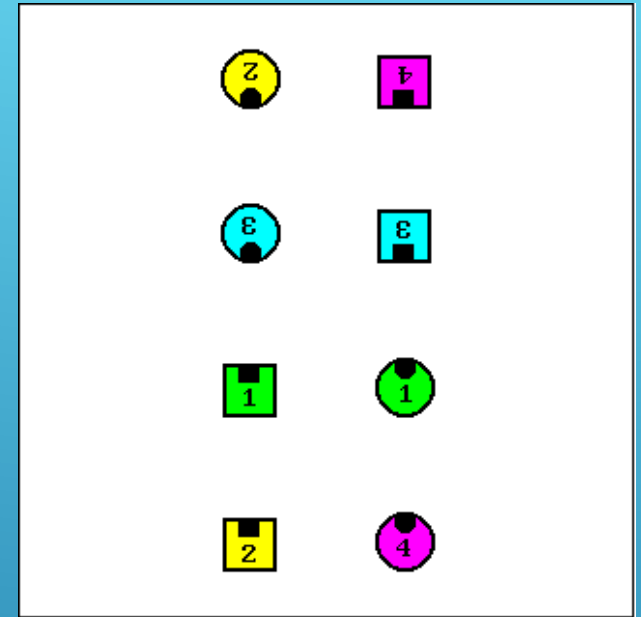



- ▶ Heads Star Thru
 - ▶ Double Pass Thru
 - ▶ Cloverleaf
- ▶ Square Thru 3
- ▶ Allemande Left
 - ▶ Right and Left Grand on the 3rd Hand Promenade



THEORIE: „DOUBLE PASS THRU + CLOVERLEAF“ – TEIL 1

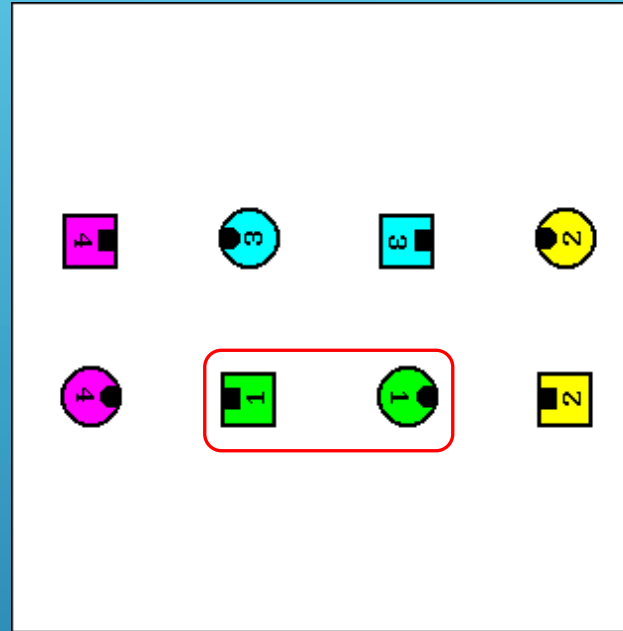
- ▶ Heads Right and Left Thru
- ▶ Heads Star Thru
 - ▶ Double Pass Thru
 - ▶ Cloverleaf
- ▶ Pass Thru
- ▶ Allemande Left
 - ▶ Right and Left Grand on the 3rd Hand Promenade



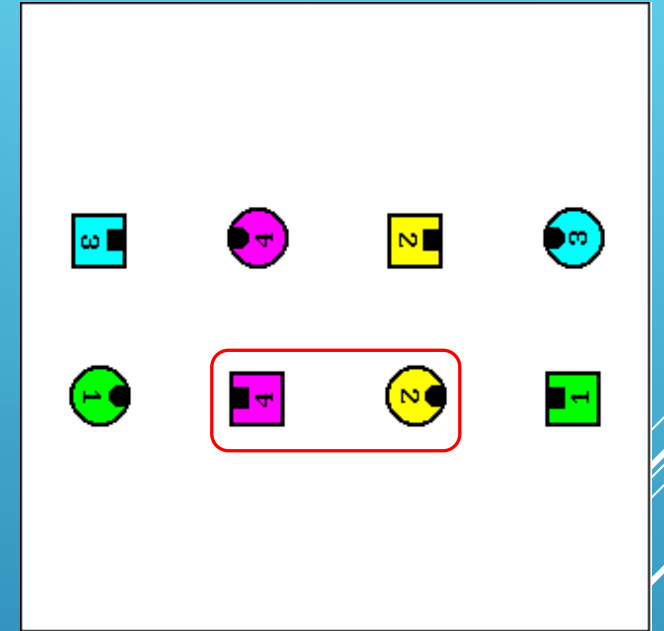
THEORIE: „DOUBLE PASS THRU + CLOVERLEAF“ – TEIL 2

- ▶ Heads Star Thru
- ▶ Pass Thru
- ▶ Right and Left Thru
- ▶ Allemande Left
- ▶ Right and Left Grand on the 3rd Hand Promenade

Zero Box



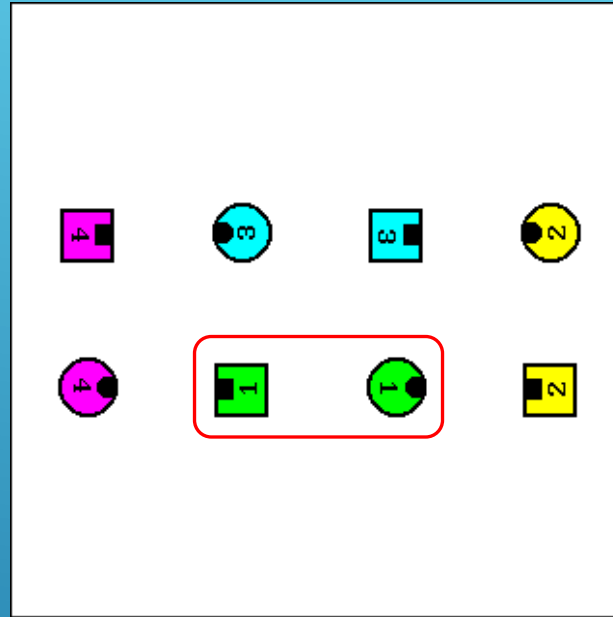
Across the Street +
Right and Left Thru



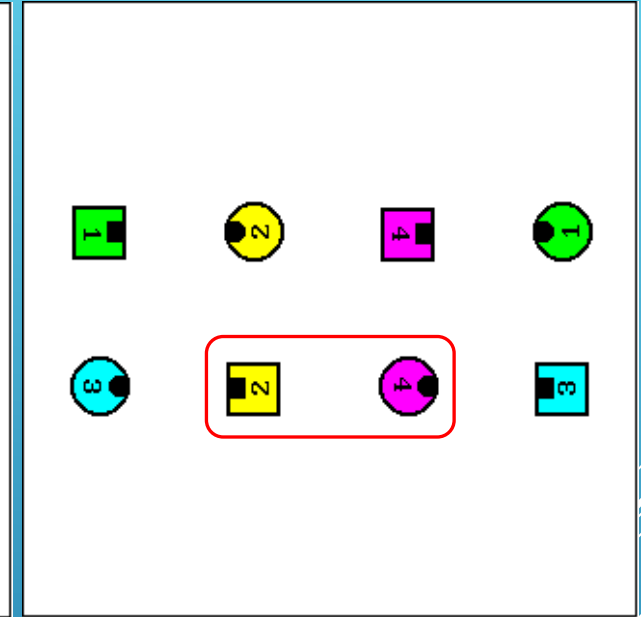
THEORY: ACROSS THE STREET +
RIGHT AND LEFT THRU (SPIN CHAIN THRU BOX)
- TEIL 1

- ▶ Heads Square Thru 4
- ▶ Pass Thru
- ▶ Trade By
- ▶ Allemande Left
- ▶ Right and Left Grand on the 3rd Hand Promenade

Zero Box



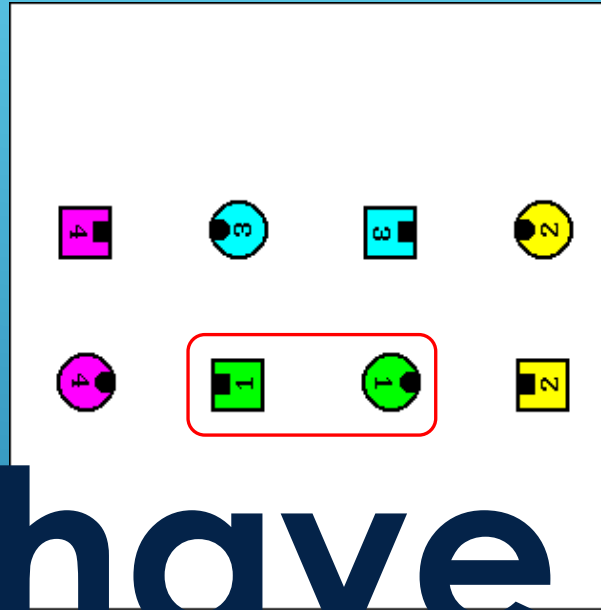
Nach Pass Thru, Trade By



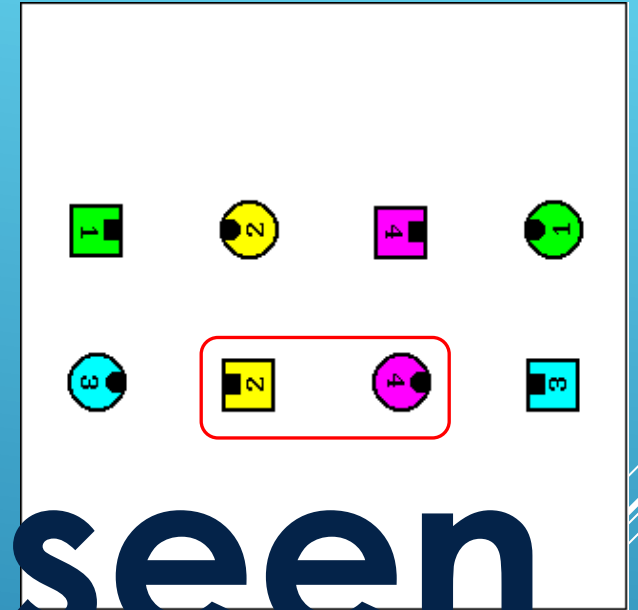
THEORY: ACROSS THE STREET +
 RIGHT AND LEFT THRU (SPIN CHAIN THRU BOX)
 - TEIL 2

- ▶ Heads Square Thru 4
- ▶ Pass Thru
- ▶ Trade By
- ▶ Allemande Left
- ▶ Right and Left Grand on the 3rd Hand Promenade

Zero Box



Nach Pass Thru, Trade By



Oh, we have seen

THE DRIE ACROSS THE STREET +
 RIGHT AND LEFT THRU (SPIN CHAIN THRU BOX)

- TEIL 2

▶ Heads Square Thru 4

▶ Pass Thru

Technical Zero –
when it's not working!

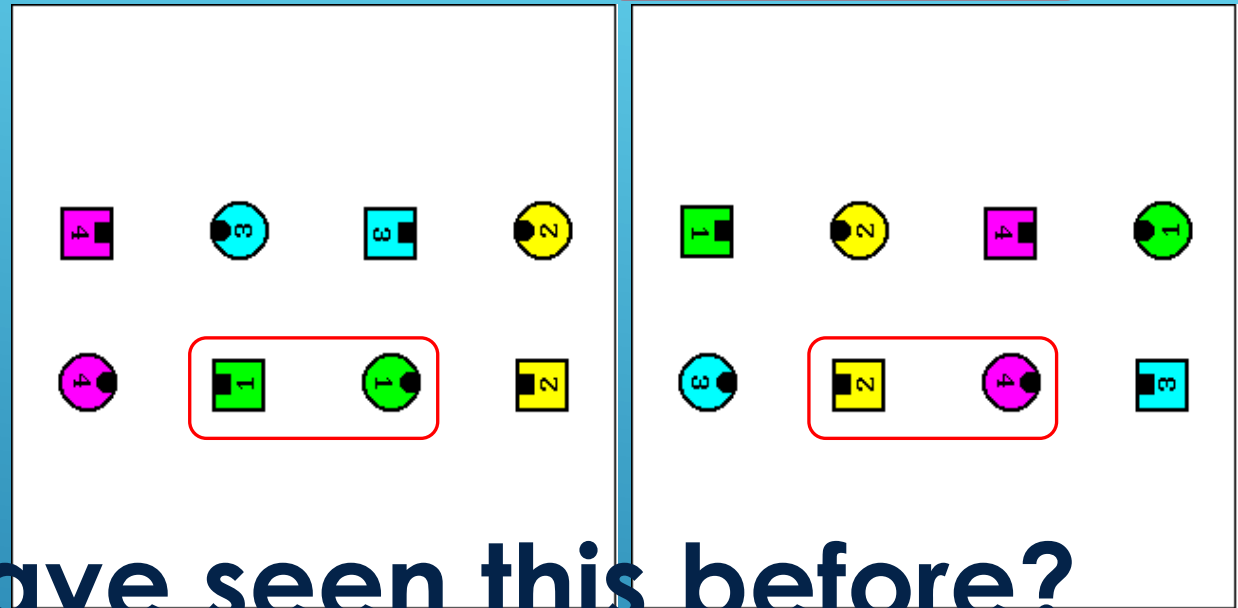
▶ Trade By

▶ Allemande Left

▶ Right and Left Grand on the 3rd
Hand Promenade

Zero Box

Across the Street +
Right and Left Thru




Oh, we have seen this before?

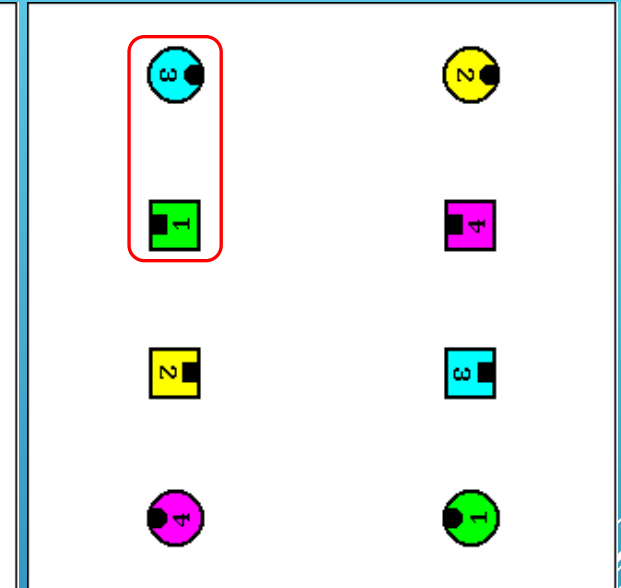
THEORIE: ACROSS THE STREET +
RIGHT AND LEFT THRU (SPIN CHAIN THRU BOX)
- TEIL 2

- ▶ Heads Square Thru 4
- ▶ Spin Chain Thru
- ▶ Right and Left Grand on the 3rd Hand Promenade

Zero Box




After Spin Chain Thru



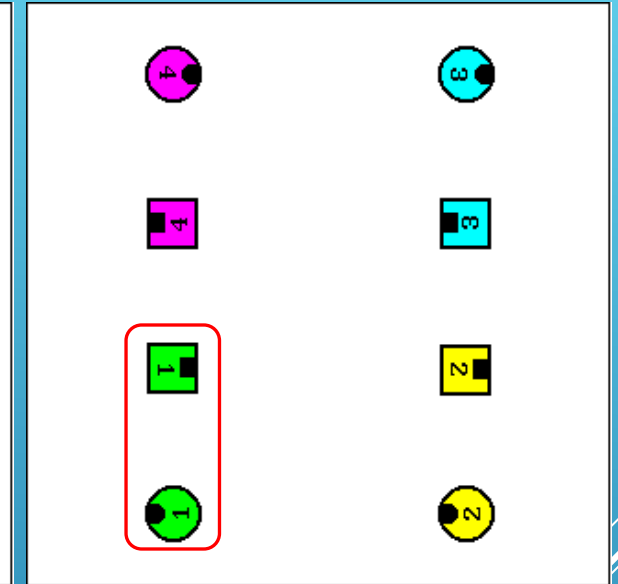
THEORY: ACROSS THE STREET +
 RIGHT AND LEFT THRU (SPIN CHAIN THRU BOX)
 - TEIL 3

- ▶ Heads Star Thru
- ▶ Pass Thru
- ▶ Right and Left Thru
- ▶ Spin Chain Thru
- ▶ Right and Left Grand

Across the Street +
Right and Left Thru



After Spin Chain Thru



THEORY: ACROSS THE STREET +
RIGHT AND LEFT THRU (SPIN CHAIN THRU BOX)
- TEIL 4

„WHAT IF WE START WITH A 4 LADIES CHAIN“

Demo

LET'S PUT THIS ALL TOGETHER

A decorative graphic consisting of several parallel white lines of varying lengths, slanted upwards from left to right, located in the bottom right corner of the slide.

- ▶ Alamo Style Ocean Wave

- ▶ ...Walk and Dodge

- ▶ ...Single Hinge & Star

- ▶ Allemande Thar Star

GET OUT ALTERNATIVES FOR RIGHT
AND LEFT GRAND ON THE 3RD HAND

- ▶ „Are you facing your Corner?“

- ▶ ...Nein

- ▶ ...Right and Left Thru

- ▶ „Are you facing your Corner?“

- ▶ ...No – hmm, didn't work

- ▶ Allemande Left on 3rd Hand

- ▶ Girls Circulate ... 4 times

GIMMICKS



THANKS!
SEND ME YOUR CREATIVITY



+49 (0) 152/34174393



sd@kuhlee.de